

May 31, 2025

Fund Fact Sheet



INVESTMENT OBJECTIVE: The objective of the Fund is to earn the highest income consistent with preserving principal and maintaining liquidity, and to maintain a stable 1.00 net asset value ("NAV").

FUND HIGHLIGHTS:

Daily liquidity
\$10,000 minimum investment in the FL PALM Portfolio
Unlimited investments and redemptions
Only investment option sponsored by FSBA and FADSS
Oversight by school officials
Designed for the investment of all public funds:

- General and operating funds
- Capital reserves
- Proceeds from debt issuance
- Debt service reserve funds

FUND FACTS

As of May 31, 2025

7-Day Net Yield ¹	4.39%
Expense Ratio	0.13%
Monthly Distribution Yield	4.39%
Weighted Average Maturity ²	48 Days
Fund Rating ³	AAAm by S&P Global

SERVICE PROVIDERS

Investment Advisor and Program Administrator:

PFM Asset Management*

Distributor: U.S. Bancorp Investments, Inc.

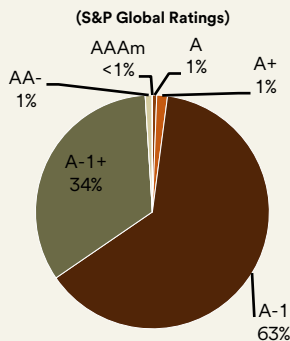
Custodian: U.S. Bank, N.A.

Independent Audit Firm: Carr, Riggs & Ingram, LLC

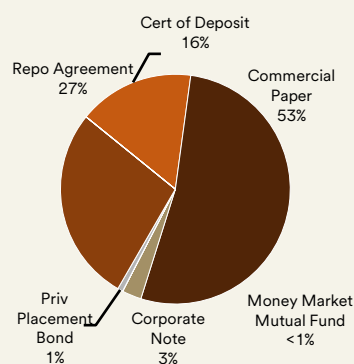
Legal Counsel: Gunster

Fund Diversification as of May 31, 2025

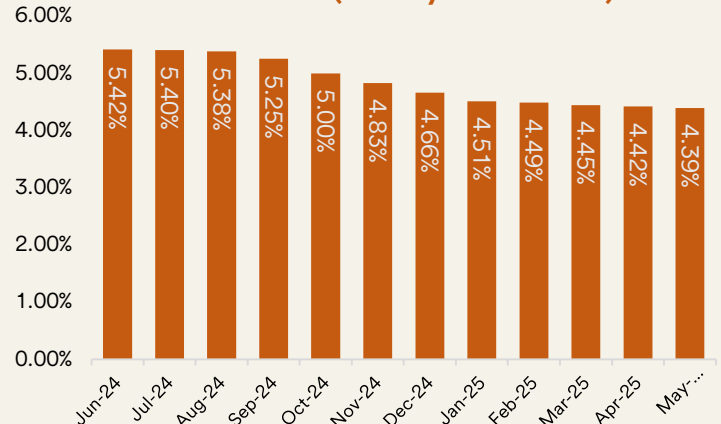
Credit Quality Distribution



Sector Composition



Performance (30-Day Net Yield⁴)



*PFM Asset Management is a division of U.S. Bancorp Asset Management, Inc., which serves as administrator and investment adviser for the Fund.

¹ Current 7-day net yield, also known as the current annualized yield, represents the net change, exclusive of capital changes and income other than investment income, in the value of a hypothetical account with a balance of one share (normally \$1.00 per share) over a seven-day base period expressed as a percentage of the value of one share at the beginning of the seven-day period. This resulting net change in account value is then annualized by multiplying it by 365 and dividing the result by 7.

² Weighted Average Maturity: Calculated by the final maturity for a security held in the portfolio and the interest rate reset date. This is a way to measure a fund's sensitivity to potential interest rate changes.

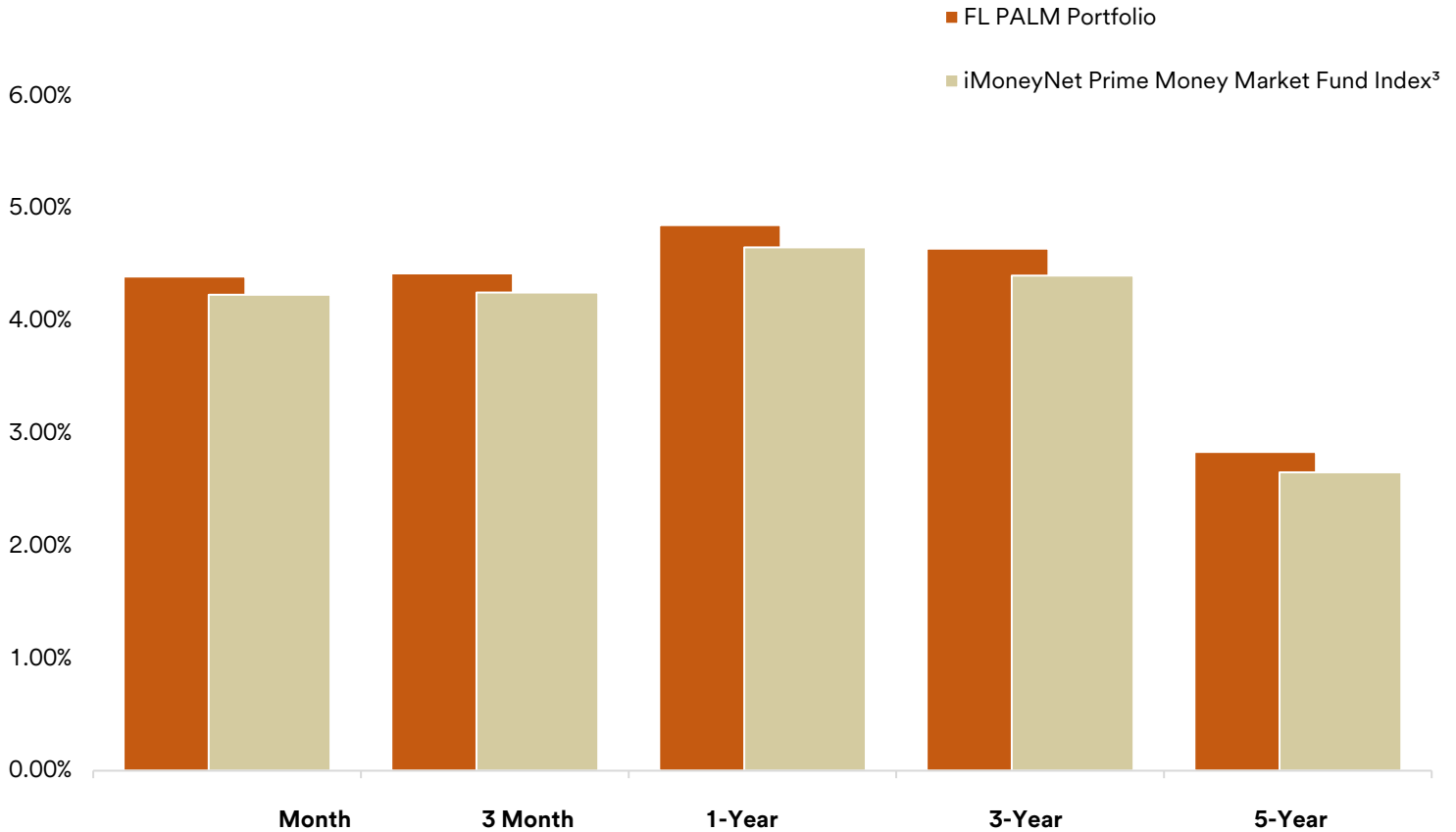
³ S&P Global AAAm Rating: S&P Global evaluates a number of factors, including credit quality, market price, exposure, and management. Please visit [SPGlobal.com/Ratings](https://www.spglobal.com/ratings) for more information and ratings methodology.

⁴ As of the last day of the month. The 30-day net yield represents the net change, exclusive of capital changes and income other than investment income, in the value of a hypothetical account with a balance of one share (normally \$1.00 per share) over a thirty-day base period expressed as a percentage of the value of one share at the beginning of the thirty-day period. This resulting net change in account value is then annualized by multiplying it by 365 and dividing the result by 30.

Past performance does not guarantee future results. Yields will fluctuate as market conditions change. The current fund performance may be higher or lower than that cited. The yields shown may reflect fee waivers by service providers that subsidize and reduce the total operating expenses of the Pool. Pool yields would be lower if there were no such waivers. Important disclosure information is provided on the following page.



Average Annual Return as of May 31, 2025¹²



FL PALM Portfolio	4.39%	4.42%	4.85%	4.64%	2.83%
iMoneyNet Prime Money Market Fund Index ³	4.23%	4.25%	4.65%	4.40%	2.65%

This material must be preceded or accompanied by an information statement. For a current information statement, which contains more complete information, please visit www.fl-palm.com or call 1.877.495.8246.

¹ Trailing returns calculated using the 30-day net yield as of the last day of the month. The current 7-day net yield more closely reflects the current earnings of the Fund than the trailing returns. Returns for less than a full calendar year are annualized.

² Florida Public Assets for Liquidity Management commenced operations on October 22, 2010 (the "Commencement Date"). The return information for 2010 starting as of the Commencement Date, and for subsequent periods, reflects the actual performance of Florida Public Assets for Liquidity Management.

³ Source: iMoneyNet First Tier Institutional Money Market Fund Average ("iMoneyNet Prime Money Market Fund Index"); benchmark yields are as of the last business day of each month. This index is comprised of funds rated in the top grade that invest in high-quality financial instruments with dollar-weighted average maturities of less than 60 days. It is not possible to invest directly in such an index.

Past performance does not guarantee future results. Yields will fluctuate as market conditions change. The current fund performance may be higher or lower than that cited. The yields shown may reflect fee waivers by service providers that subsidize and reduce the total operating expenses of the Pool. Pool yields would be lower if there were no such waivers.

This information is for institutional investor use only, not for further distribution to retail investors, and does not represent an offer to sell or a solicitation of an offer to buy or sell any fund or other security. Investors should consider Florida Public Assets for Liquidity Management's (the "Fund" or "FL PALM") investment objectives, risks, charges and expenses before investing. This and other information about the Fund is available in the Fund's Information Statement, which should be read carefully before investing. Copies of the Fund's Information Statement may be obtained by calling 1.877.495.8246 or are available on the Fund's website at www.fl-palm.com. While the FL PALM Portfolio seeks to maintain a stable net asset value of \$1.00 per share and the FL PALM Term Portfolio seeks to achieve a net asset value of \$1.00 per share at its stated maturity, it is possible to lose money investing in the Fund. An investment in the Fund is not insured or guaranteed by the Federal Deposit Insurance Corporation or any other government agency. Shares of the Fund are distributed by U.S. Bancorp Investments, Inc., Member FINRA <https://www.finra.org/> and SIPC <http://www.sipc.org>. PFM Asset Management is a division of U.S. Bancorp Asset Management, Inc., which serves as administrator and investment adviser to the Fund. U.S. Bancorp Asset Management, Inc. is a direct subsidiary of U.S. Bank N.A. and an indirect subsidiary of U.S. Bancorp. U.S. Bancorp Investments, Inc. is a subsidiary of U.S. Bancorp and affiliate of U.S. Bank N.A.

www.fl-palm.com | 1.877.495.8246 | CSGEast@pfmam.com